



Innovative Plumbing Solution



UPVC, CPVC, SWR & RPVC  
**PIPES & FITTINGS**

[www.waterwaypipefitting.com](http://www.waterwaypipefitting.com)

AN ISO 9001:2015 COMPANY



Prashant Engineering Water Pipe and Pipe Fittings Plumbing system are majorly into designing Smarter Plumbing & Drainage Solutions installation of Water Plumbing system. Prashant Engineering established year 2002 of the industry field. we are An ISO 9001:2015 Certified Company Manufacturers - Supplier of "Water Way" Brand Pipe Fittings. These Pipes and Fitting are intended as for use in Plumbing system - residential and commercial for Water Distribution Systems, Industrial Water Circulation System Range of Plumbing and Drainage Solutions (Pipes & Fittings), Hot and Cold Water System - hot and cold potable water distribution systems for thermoplastic produced by Unplasticized Polyvinyl Chlorid metrial for CPVC - UPVC Pipe and Pipe Fitting and Solvent Cement (Joints) includes PVC Hose Pipe, Polyethylene Pipe, Uses include hot and cold water pipes, and industrial liquid handling. By utilizing skills of our experienced professionals as a flexible and can withstand higher temperatures than standard PVC chlorination resin which as significantly more...



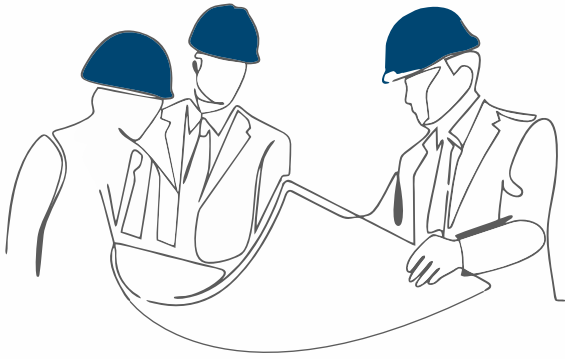
**SAVE WATER**

AND IT WILL

**SAVE YOU**



[www.waterwaypipefitting.com](http://www.waterwaypipefitting.com)



## OUR VISION

Prashant Engineering Water Pipe Plumbing system are We need various types of piping systems for various applications. For efficient use of UPVC and CPVC Pipe fittings - SWR Pipe Finttings. as water are vital for human existence water we need efficient piping systems. In last few decades various advanced plastics piping systems are developed for various applications. Many alternative materials and products are being continually developed across the world. hot and cold, potable water distribution systems used for thermoplastic produced by Chlorinated polyvinyl chloride CPVC - UPVC Pipe and Pipe Fitting water and piping systems used for its conveyance and management becomes more crucial and important for Country India.



## OUR MISSION

Prashant Engineering 2002 established in the year of industry we are manufacturing Our product offered range Water Pipeline Irrigation system for UPVC Pipe - CPVC PiPe Fittings and Solvent Cement, UPVC Pipe Fittings - CPVC Pipe Fittings - UPVC Ball Valves and SWR-PVC Pipe Irrigation system and Fittings. Smarter Plumbing and Drainage Solutions Pipeline installation of Water irrigation system. Agriculture Irrigation system. We are giving hot and cold potable water distribution systems. this pipe fittings equipment on diverse specifications as per the requirements of customers. Water Way Pipe Fittings We are Manufacturers UPVC Pipe Fittings, UPVC Brass Pipe Fittings, CPVC Pipe Fitting, CPVC Brass Pipe Fittings, UPVC - CPVC - Plumbing Pipe Fittings for Elbow - Tee - Reducer - MTA - FTA - end-cap - Coupler - Bush - Socket Tank Nipple Manufacturers Agriculture Pipe Fittings Plastic - PVC - PP Pipe Fitting - SWR PVC Pipeline exporting and supplying a comprehensive assortment for improving their functionality. Our pipe fittings is well checked on diverse parameters before supplying in the market. Manufacturers Prashant Engineering in Rajkot , Gujarat (INDIA)

AN ISO 9001:2015 COMPANY

# uPVC

## PIPES & FITTINGS



WATERWAY High pressure uPVC solvent weld plumbing systems are the most suitable, easy and economical solution for transportation and distribution of potable water. This system is very easy to install and is functionally most suitable for plumbing applications like down-take and up-take lines, terrace looping and concealed pipe work in any building or construction. WATERWAY uPVC is a value added long-term plumbing solution for the building industry.

### Features and Benefits :

- WATERWAY pipes are manufactured in 15mm to 80mm (½" to 3") size as per ASTM D-1785
- The complete range of fittings in SCH 80 are also available as per ASTM D-2467
- Pipes are 3m & 6m available in both SCH 40 and SCH 80 pressure class

INSIDE DIAMETER		OUTSIDE DIAMETER	SCH 40 LIGHT DUTY	SCH 80 MEDIUM DUTY
Inch	mm	mm	Wall thick (mm)	Wall thick (mm)
½"	15	21.24-21.44	2.77-3.28	3.73-4.24
¾"	20	26.57-26.77	2.87-3.38	3.91-4.42
1"	25	33.27-33.53	3.38-3.89	4.55-5.08
1¼"	32	42.03-42.29	3.56-4.07	4.85-5.43
1½"	40	48.11-48.41	3.68-4.19	5.08-5.69
2"	50	60.17-60.47	3.91-4.42	5.54-6.20
2½"	65	72.84-73.20	5.16-5.77	7.01-7.85
3"	80	88.70-89.10	5.49-6.15	7.62-8.53

# UPVC Plumbing Pipes (AS PER ASTM D-1785)



40 SCH - 3 Mtr.					
Inch	mm	Weight	Packing	Rate/pcs	
1/2"	15	0.750	50 pcs	117.00	
3/4"	20	0.950	35 pcs	148.20	
1"	25	1.400	25 pcs	218.40	
1 1/4"	32	2.000	15 pcs	312.00	
1 1/2"	40	2.350	15 pcs	366.60	
2"	50	3.000	10 pcs	468.00	
2 1/2"	65	4.500	6 pcs	702.00	
3"	80	6.000	4 pcs	936.00	

UPI-403



80 SCH - 3 Mtr.					
Inch	mm	Weight	Packing	Rate/pcs	
1/2"	15	0.900	50 pcs	140.40	
3/4"	20	1.250	35 pcs	195.00	
1"	25	1.800	25 pcs	280.80	
1 1/4"	32	2.500	15 pcs	390.00	
1 1/2"	40	3.000	15 pcs	468.00	
2"	50	4.000	10 pcs	624.00	

UPI-803



40 SCH - 6 Mtr.					
Inch	mm	Weight	Packing	Rate/pcs	
1/2"	15	1.500	30 pcs	234.00	
3/4"	20	1.900	25 pcs	296.40	
1"	25	2.800	15 pcs	436.80	
1 1/4"	32	4.000	10 pcs	624.00	
1 1/2"	40	4.700	10 pcs	733.20	
2"	50	6.000	8 pcs	936.00	

UPI-406



80 SCH - 6 Mtr.					
Inch	mm	Weight	Packing	Rate/pcs	
1/2"	15	1.800	30 pcs	280.80	
3/4"	20	2.500	25 pcs	390.00	
1"	25	3.600	15 pcs	561.60	
1 1/4"	32	5.000	10 pcs	780.00	
1 1/2"	40	6.000	10 pcs	936.00	
2"	50	8.000	8 pcs	1248.00	

UPI-806

# UPVC Ball Valve (AS PER ASTM D-2467)



BALL VALVE (SHORT HANDLE PLAIN)					
Inch	mm	Inner Pack	Box Packing	Rate/pcs	
1/2"	15	1	112	52.00	
3/4"	20	1	64	67.00	
1"	25	1	48	87.00	
1 1/4"	32	1	24	140.00	
1 1/2"	40	1	16	185.00	
2"	50	1	12	275.00	
2 1/2"	65	1	17	550.00	
3"	80	1	8	715.00	

UBSP-001



BALL VALVE (LONG HANDLE PLAIN)					
Inch	mm	Inner Pack	Box Packing	Rate/pcs	
1/2"	15	2 x 118	236	55.00	
3/4"	20	2 x 68	136	70.00	
1"	25	2 x 45	90	92.00	
1 1/4"	32	2 x 30	60	160.00	
1 1/2"	40	2 x 22	44	206.00	
2"	50	2 x 13	26	296.00	

UBPL-003



BALL VALVE (SHORT HANDLE THREAD)					
Inch	mm	Inner Pack	Box Packing	Rate/pcs	
1/2"	15	1	112	60.00	
3/4"	20	1	64	77.00	
1"	25	1	48	100.00	

UBST-002



BALL VALVE (LONG HANDLE THREAD)					
Inch	mm	Inner Pack	Box Packing	Rate/pcs	
1/2"	15	2 x 118	236	63.00	
3/4"	20	2 x 68	136	80.00	
1"	25	2 x 45	90	105.00	

UBTL-004



**BRASS ELBOW**

Inch	mm	Inner Pack	Box Packing	Rate/pcs
½"	15	40 x 2	80	36.50
¾"	20	30 x 2	60	59.00
1"	25	15 x 2	30	103.00

UBL-005



**BRASS TEE**

Inch	mm	Inner Pack	Box Packing	Rate/pcs
½"	15	30 x 2	60	41.25
¾"	20	21 x 2	42	67.00
1"	25	12 x 2	24	113.00

UBT-010



**RED. BRASS ELBOW**

Inch	mm	Inner Pack	Box Packing	Rate/pcs
¾" x ½"	20x15	35 x 2	70	41.50
1" x ½"	25x15	25 x 2	50	46.00
1" x ¾"	25x20	25 x 2	50	66.00

UBRL-006



**RED. BRASS TEE**

Inch	mm	Inner Pack	Box Packing	Rate/pcs
¾" x ½"	20x15	23 x 2	46	47.00
1" x ½"	25x15	17 x 2	34	57.00
1" x ¾"	25x20	12 x 2	24	92.00

UBRT-011



**BRASS MTA**

Inch	mm	Inner Pack	Box Packing	Rate/pcs
½"	15	40 x 3	120	48.00
¾"	20	24 x 3	72	73.00
1"	25	23 x 2	46	111.00
1¼"	32	20 x 2	40	199.00
1½"	40	16 x 1	16	310.00
2"	50	12 x 1	12	467.00

UBM-007



**BRASS FTA**

Inch	mm	Inner Pack	Box Packing	Rate/pcs
½"	15	40 x 3	120	34.00
¾"	20	25 x 3	75	55.00
1"	25	27 x 2	54	87.00
1¼"	32	23 x 2	46	160.00
1½"	40	16 x 1	16	230.00
2"	50	12 x 1	12	320.00

UBF-012



**RED. BRASS MTA**

Inch	mm	Inner Pack	Box Packing	Rate/pcs
¾" x ½"	20x15	35 x 3	105	52.00
1" x ½"	25x15	20 x 3	60	62.00
1" x ¾"	25x20	25 x 2	50	82.00

UBRM-008



**RED. BRASS FTA**

Inch	mm	Inner Pack	Box Packing	Rate/pcs
¾" x ½"	20x15	35 x 3	105	37.00
1" x ½"	25x15	25 x 3	75	45.00
1" x ¾"	25x20	30 x 2	60	63.00


UBRF-013



**BRASS BUSH**

Inch	mm	Inner Pack	Box Packing	Rate/pcs
1" x ½"	25x15	50 x 3	150	35.25

UBRB-009



# UPVC Plain Fittings SCH 80 (ASTM D-2467)



UPL-014

PLAIN ELBOW					
Inch	mm	Inner Pack	Box Packing	Rate/pcs	
½"	15	60 x 6	360	7.50	
¾"	20	55 x 4	220	12.00	
1"	25	32 x 4	128	19.00	
1¼"	32	15 x 5	75	32.00	
1½"	40	13 x 4	52	43.00	
2"	50	9 x 3	27	71.00	
2½"	65	5 x 3	15	165.00	
3"	80	4 x 3	12	234.00	



UPM-018

PLAIN MTA					
Inch	mm	Inner Pack	Box Packing	Rate/pcs	
½"	15	100 x 7	700	5.00	
¾"	20	70 x 6	420	8.00	
1"	25	40 x 6	240	12.50	
1¼"	32	35 x 4	140	20.00	
1½"	40	30 x 4	120	28.00	
2"	50	18 x 5	90	39.00	
2½"	65	9 x 3	27	95.00	
3"	80	6 x 4	24	148.00	



UPRL-015

RED. PLAIN ELBOW					
Inch	mm	Inner Pack	Box Packing	Rate/pcs	
¾" x ½"	20x15	50 x 5	250	15.00	
1" x ½"	25x15	45 x 4	180	17.00	
1" x ¾"	25x20	40 x 4	160	17.75	



UPF-019

PLAIN FTA					
Inch	mm	Inner Pack	Box Packing	Rate/pcs	
½"	15	90 x 6	540	6.25	
¾"	20	63 x 5	315	10.00	
1"	25	38 x 5	190	15.00	
1¼"	32	30 x 4	120	24.00	
1½"	40	17 x 5	85	32.00	
2"	50	16 x 4	64	50.00	
2½"	65	9 x 3	27	105.00	
3"	80	6 x 4	24	165.00	



UPT-016

PLAIN TEE					
Inch	mm	Inner Pack	Box Packing	Rate/pcs	
½"	15	50 x 5	250	10.50	
¾"	20	35 x 4	140	17.50	
1"	25	21 x 4	84	24.00	
1¼"	32	11 x 4	44	48.00	
1½"	40	9 x 4	36	57.00	
2"	50	8 x 3	24	89.00	
2½"	65	4 x 3	12	218.00	
3"	80	2 x 4	8	290.00	



UPC-020

COUPLER (SOCKET)					
Inch	mm	Inner Pack	Box Packing	Rate/pcs	
½"	15	70 x 7	490	6.00	
¾"	20	55 x 6	330	8.25	
1"	25	36 x 5	180	13.75	
1¼"	32	25 x 4	100	25.00	
1½"	40	20 x 4	80	30.00	
2"	50	12 x 4	48	43.00	
2½"	65	9 x 3	27	99.00	
3"	80	6 x 3	18	127.00	



UPRT-017

RED. PLAIN TEE					
Inch	mm	Inner Pack	Box Packing	Rate/pcs	
¾" x ½"	20x15	32 x 5	160	16.00	
1" x ½"	25x15	25 x 4	100	22.00	
1" x ¾"	25x20	25 x 4	100	23.50	
1¼" x 1"	32x25	12 x 4	48	43.00	
1¼" x ¾"	32x20	13 x 4	52	41.00	
1¼" x ½"	32x15	14 x 4	56	40.00	
1½" x 1¼"	40x32	9 x 4	36	56.50	
1½" x 1"	40x25	10 x 4	40	54.00	
1½" x ¾"	40x20	10 x 4	40	52.00	
1½" x ½"	40x15	10 x 5	50	50.00	
2" x 1½"	50x40	8 x 3	24	89.00	
2" x 1¼"	50x32	8 x 3	24	86.00	
2" x 1"	50x25	8 x 3	24	84.00	
2" x ¾"	50x20	8 x 3	24	81.00	
2" x ½"	50x15	8 x 4	32	80.00	



UPRC-021

RED. COUPLER (RED. SOCKET)					
Inch	mm	Inner Pack	Box Packing	Rate/pcs	
¾" x ½"	20x15	60 x 6	360	8.50	
1" x ½"	25x15	50 x 5	250	11.50	
1" x ¾"	25x20	42 x 5	210	12.25	
1¼" x 1"	32x25	26 x 5	130	21.00	
1¼" x ¾"	32x20	26 x 5	130	19.50	
1¼" x ½"	32x15	26 x 5	130	17.00	
1½" x 1¼"	40x32	24 x 4	96	30.00	
1½" x 1"	40x25	24 x 4	96	27.00	
1½" x ¾"	40x20	24 x 4	96	26.00	
1½" x ½"	40x15	24 x 4	96	25.00	
2" x 1½"	50x40	20 x 4	80	46.00	
2" x 1¼"	50x32	20 x 4	80	42.00	
2" x 1"	50x25	20 x 4	80	40.00	
2" x ¾"	50x20	20 x 4	80	38.00	
2" x ½"	50x15	20 x 4	80	35.00	



UNION				
Inch	mm	Inner Pack	Box Packing	Rate/pcs
½"	15	42 x 5	210	20.00
¾"	20	32 x 4	128	31.25
1"	25	23 x 4	92	40.00
1¼"	32	16 x 4	64	57.00
1½"	40	11 x 4	44	82.00
2"	50	8 x 3	24	131.00
2½"	65	5 x 3	15	265.00
3"	80	3 x 3	9	375.00



END CAP				
Inch	mm	Inner Pack	Box Packing	Rate/pcs
½"	15	100 x 8	800	5.50
¾"	20	75 x 7	525	6.25
1"	25	60 x 6	360	9.00
1¼"	32	42 x 4	168	23.00
1½"	40	32 x 4	128	28.00
2"	50	20 x 4	80	37.00
2½"	65	15 x 3	45	84.00
3"	80	10 x 3	30	120.00



45° ELBOW				
Inch	mm	Inner Pack	Box Packing	Rate/pcs
½"	15	65 x 6	390	8.00
¾"	20	50 x 5	250	11.00
1"	25	35 x 4	140	19.00
1¼"	32	15 x 5	75	33.00
1½"	40	13 x 4	52	45.00
2"	50	9 x 3	27	71.00



THREAD TANK NIPPLE				
Inch	mm	Inner Pack	Box Packing	Rate/pcs
½"	15	55 x 5	275	16.50
¾"	20	40 x 5	200	20.00
1"	25	30 x 4	120	29.00
1¼"	32	18 x 4	72	44.00
1½"	40	14 x 4	56	58.00
2"	50	10 x 4	40	85.00



RED. BUSH				
Inch	mm	Inner Pack	Box Packing	Rate/pcs
¾" x ½"	20x15	100 x 8	800	3.50
1" x ½"	25x15	75 x 6	450	7.50
1" x ¾"	25x20	75 x 6	450	5.50
1¼" x 1"	32x25	50 x 5	250	10.50
1¼" x ¾"	32x20	50 x 5	250	15.50
1¼" x ½"	32x15	50 x 5	250	17.50
1½" x 1¼"	40x32	35 x 5	175	11.00
1½" x 1"	40x25	35 x 5	175	18.00
1½" x ¾"	40x20	35 x 5	175	17.50
1½" x ½"	40x15	35 x 5	175	20.00
2" x 1½"	50x40	25 x 4	100	26.00
2" x 1¼"	50x32	25 x 4	100	32.00
2" x 1"	50x25	25 x 4	100	32.50
2" x ¾"	50x20	25 x 4	100	35.00
2" x ½"	50x15	25 x 4	100	36.00



PIPE TANK NIPPLE				
Inch	mm	Inner Pack	Box Packing	Rate/pcs
½"	15	40 x 5	200	20.00
¾"	20	30 x 5	150	23.00
1"	25	25 x 4	100	30.50
1¼"	32	15 x 4	60	48.00
1½"	40	11 x 4	44	58.00
2"	50	7 x 4	28	80.00



CROSS TEE				
Inch	mm	Inner Pack	Box Packing	Rate/pcs
½"	15	35 x 6	210	16.00
¾"	20	25 x 4	100	25.00
1"	25	15 x 4	60	38.00



STEP OVER BAND				
Inch	mm	Inner Pack	Box Packing	Rate/pcs
½"	15	30 x 4	120	30.00
¾"	20	20 x 4	80	38.00
1"	25	10 x 5	50	57.00



90° LONG BEND				
Inch	mm	Inner Pack	Box Packing	Rate/pcs
½"	15	25 x 5	125	25.00
¾"	20	20 x 4	80	34.00
1"	25	14 x 3	42	50.00



THREAD ELBOW				
Inch	mm	Inner Pack	Box Packing	Rate/pcs
½"	15	60 x 6	360	13.00



# UPVC Plain Fittings SCH 80 (ASTM D-2467)



UMTC-033

METAL CLAMP				
Inch	mm	Inner Pack	Bag Packing	Rate/pcs
½"	15	100 x 30	3000	4.50
¾"	20	100 x 25	2500	5.00
1"	25	100 x 20	2000	6.00
1¼"	32	100 x 15	1500	7.00
1½"	40	100 x 15	1500	8.00
2"	50	100 x 10	1000	9.75



UNIC-034

NAIL CLAMP				
Inch	mm	Inner Pack	Box Packing	Rate/pcs
½"	15	100 x 15	1500	3.30
¾"	20	100 x 9	900	5.30
1"	25	100 x 6	600	7.00
1¼"	32	50 x 6	300	10.00
1½"	40	50 x 5	250	14.00
2"	50	50 x 3	150	21.00



UPBP-035

P. P. LONG PLUG - BLACK				
Inch	mm	Inner Pack	Bag Packing	Rate/pcs
½"	15	100 x 20	2000	1.75



UPWP-036

P. P. LONG PLUG - WHITE				
Inch	mm	Inner Pack	Bag Packing	Rate/pcs
½"	15	100 x 20	2000	2.60



UTUB-037

SOLVENT TUBE			
Size	Inner Pack	Box Packing	Rate/pcs
25 ML	50 x 12	600	38.00




UTIN-038

SOLVENT TIN			
Size	Inner Pack	Box Packing	Rate/pcs
60 ML	24 x 12	288	85.00
120 ML	24 x 6	144	124.00
240 ML	12 x 8	96	230.00



# cPVC

## PIPES & FITTINGS



Made of chlorinated polyvinyl chloride, WATERWAY cPVC Pipe & Fittings are manufactured according ASTM D-2846 respectively. WATERWAY cPVC Pipes & Fittings offer a long-lasting and cost-effective solution for hot and cold water in plumbing and potable water applications

### Features and Benefits :

- Available in a complete range from 15mm to 50mm (½" to 2")
- The pipes are available in SDR 11 and SDR 13.5.
- Threaded inserts in the transition fittings are made from brass.

INSIDE DIAMETER		OUTSIDE DIAMETER	SDR 11	SDR 13.5
Inch	mm	mm	Wall thick (mm)	Wall thick (mm)
½"	15	15.8-16.0	1.7-2.2	1.4-1.9
¾"	20	22.1-22.3	2.0-2.5	1.7-2.2
1"	25	28.5-28.7	2.6-3.1	2.1-2.6
1¼"	32	34.8-35.0	3.2-3.7	2.6-3.1
1½"	40	41.2-41.4	3.8-4.3	3.1-3.6
2"	50	53.9-54.1	4.9-5.5	4.0-4.6

# CPVC Plumbing Pipes (AS PER ASTM D-2846)



SDR 13.5 - 3 Mtr.				
Inch	mm	Weight	Packing	Rate/pcs
½"	15	0.300	75 pcs	124.50
¾"	20	0.500	50 pcs	207.00
1"	25	0.800	30 pcs	331.50
1¼"	32	1.200	20 pcs	497.00
1½"	40	1.700	15 pcs	704.00
2"	50	2.900	10 pcs	1201.00

CPI-1353



SDR 13.5 - 5 Mtr.				
Inch	mm	Weight	Packing	Rate/pcs
½"	15	0.500	75 pcs	207.00
¾"	20	0.830	50 pcs	344.00
1"	25	1.330	30 pcs	551.00
1¼"	32	2.000	20 pcs	828.00
1½"	40	2.830	15 pcs	1171.50
2"	50	4.830	10 pcs	2000.00

CPI-1355



SDR 11 - 3 Mtr.				
Inch	mm	Weight	Packing	Rate/pcs
½"	15	0.390	75 pcs	161.50
¾"	20	0.610	50 pcs	252.50
1"	25	0.980	30 pcs	406.00
1¼"	32	1.490	20 pcs	617.00
1½"	40	2.050	15 pcs	849.00
2"	50	3.500	10 pcs	1449.00

CPI-1103



SDR 11 - 5 Mtr.				
Inch	mm	Weight	Packing	Rate/pcs
½"	15	0.650	75 pcs	269.00
¾"	20	1.020	50 pcs	422.50
1"	25	1.630	30 pcs	675.00
1¼"	32	2.480	20 pcs	1027.00
1½"	40	3.420	15 pcs	1416.00
2"	50	5.830	10 pcs	2414.00

CPI-1105

# CPVC Brass Fitting (AS PER ASTM D-2846)



BRASS ELBOW				
Inch	mm	Inner Pack	Box Packing	Rate/pcs
½"	15	55 x 3	165	41.00
¾"	20	45 x 2	90	63.00
1"	25	25 x 2	50	120.00

CBL-103



BRASS TEE				
Inch	mm	Inner Pack	Box Packing	Rate/pcs
½"	15	50 x 3	150	44.00
¾"	20	40 x 2	80	66.00
1"	25	20 x 2	40	133.00

CBT-107



RED. BRASS ELBOW				
Inch	mm	Inner Pack	Box Packing	Rate/pcs
¾" x ½"	20x15	55 x 2	110	44.00
1" x ½"	25x15	40 x 2	80	52.00
1" x ¾"	25x20	30 x 2	60	78.00

CBRL-104



RED. BRASS TEE				
Inch	mm	Inner Pack	Box Packing	Rate/pcs
¾" x ½"	20x15	45 x 2	90	47.00
1" x ½"	25x15	25 x 2	50	69.00
1" x ¾"	25x20	23 x 2	46	90.00

CBRT-108



BRASS MTA				
Inch	mm	Inner Pack	Box Packing	Rate/pcs
½"	15	45 x 4	180	53.00
¾"	20	50 x 2	100	84.00
1"	25	27 x 2	54	136.00
1¼"	32	15 x 2	30	265.00
1½"	40	15 x 1	15	450.00
2"	50	10 x 1	10	645.00

CBM-105



BRASS FTA				
Inch	mm	Inner Pack	Box Packing	Rate/pcs
½"	15	50 x 4	200	38.00
¾"	20	60 x 2	120	57.00
1"	25	32 x 2	64	103.00
1¼"	32	20 x 2	40	197.00
1½"	40	18 x 1	18	365.00
2"	50	12 x 1	12	430.00

CBF-109



RED. BRASS MTA				
Inch	mm	Inner Pack	Box Packing	Rate/pcs
¾" x ½"	20x15	50 x 3	150	56.00
1" x ½"	25x15	50 x 2	100	67.00
1" x ¾"	25x20	35 x 2	70	92.00

CBRM-106



RED. BRASS FTA				
Inch	mm	Inner Pack	Box Packing	Rate/pcs
¾" x ½"	20x15	60 x 3	180	39.00
1" x ½"	25x15	60 x 2	120	47.00
1" x ¾"	25x20	45 x 2	90	68.00

CBRF-110



CONCEALED VALVE				
Inch	mm	Inner Pack	Box Packing	Rate/pcs
¾"	20	1	36	460.00
1"	25	1	36	605.00

CCV-134



3 in 1 WALL MIXTURE				
Inch	mm	Inner Pack	Box Packing	Rate/pcs
¾" x ½"	20 x 15	1	48	225.00

CPWM-133

## CPVC Ball Valve (AS PER ASTM D-2846)



CBSP-101

### BALL VALVE (SHORT HANDLE)

Inch	mm	Inner Pack	Box Packing	Rate/pcs
½"	15	-	-	104.00
¾"	20	1	75	111.00
1"	25	1	45	163.00
1¼"	32	1	24	322.00
1½"	40	1	16	570.00
2"	50	1	6	885.00



CBLP-102

### BALL VALVE (LONG HANDLE)

Inch	mm	Inner Pack	Box Packing	Rate/pcs
½"	15	1	100	104.00
¾"	20	1	63	111.00
1"	25	1	32	163.00
1¼"	32	1	20	322.00
1½"	40	1	14	570.00
2"	50	1	6	885.00

## CPVC Plain Fitting (AS PER ASTM D-2846)



CPL-111

### PLAIN ELBOW

Inch	mm	Inner Pack	Box Packing	Rate/pcs
½"	15	100 x 3	300	6.75
¾"	20	80 x 5	400	11.25
1"	25	42 x 5	210	21.00
1¼"	32	28 x 4	112	41.00
1½"	40	15 x 4	60	74.00
2"	50	9 x 3	27	156.00



CPRL-112

### RED. PLAIN ELBOW

Inch	mm	Inner Pack	Box Packing	Rate/pcs
¾" x ½"	20x15	50 x 3	150	14.00
1" x ½"	25x15	50 x 2	100	20.00
1" x ¾"	25x20	50 x 5	250	19.00



CPT-113

### PLAIN TEE

Inch	mm	Inner Pack	Box Packing	Rate/pcs
½"	15	100 x 2	200	8.50
¾"	20	75 x 4	300	14.00
1"	25	37 x 4	148	28.00
1¼"	32	18 x 4	72	55.00
1½"	40	12 x 4	48	98.00
2"	50	5 x 4	20	211.00



CPRT-114

### RED. PLAIN TEE

Inch	mm	Inner Pack	Box Packing	Rate/pcs
¾" x ½"	20x15	50 x 2	100	18.00
1" x ½"	25x15	30 x 2	60	28.50
1" x ¾"	25x20	45 x 4	180	25.50
1¼" x 1"	32x25	20 x 4	80	52.00
1¼" x ¾"	32x20	20 x 4	80	50.00
1½" x 1¼"	40x32	13 x 4	52	97.00
1½" x 1"	40x25	14 x 4	56	88.00
1½" x ¾"	40x20	14 x 4	56	84.00



CPC-115

### COUPLER

Inch	mm	Inner Pack	Box Packing	Rate/pcs
½"	15	100 x 5	500	5.25
¾"	20	90 x 7	630	7.25
1"	25	75 x 4	300	14.00
1¼"	32	35 x 5	175	27.00
1½"	40	27 x 4	108	48.00
2"	50	12 x 4	48	102.00



CPRC-116

### RED. COUPLER

Inch	mm	Inner Pack	Box Packing	Rate/pcs
¾" x ½"	20x15	100 x 3	300	8.50
1" x ½"	25x15	90 x 5	450	17.00
1" x ¾"	25x20	90 x 5	450	12.00
1¼" x 1"	32x25	50 x 5	250	24.50
1¼" x ¾"	32x20	50 x 5	250	23.00
1½" x 1¼"	40x32	25 x 5	125	42.00
1½" x 1"	40x25	25 x 6	150	38.00
1½" x ¾"	40x20	25 x 6	150	34.00
2" x 1½"	50x40	15 x 5	75	95.00
2" x 1¼"	50x32	15 x 5	75	85.00
2" x 1"	50x25	15 x 5	75	80.00



CPRB-117

### RED. BUSH

Inch	mm	Inner Pack	Box Packing	Rate/pcs
¾" x ½"	20x15	50 x 8	400	5.75
1" x ½"	25x15	50 x 4	200	12.00
1" x ¾"	25x20	100 x 7	700	8.75
1¼" x 1"	32x25	100 x 4	400	14.00
1¼" x ¾"	32x20	100 x 4	400	26.00
1½" x 1¼"	40x32	50 x 5	250	20.00
1½" x 1"	40x25	50 x 5	250	30.00
1½" x ¾"	40x20	50 x 5	250	27.00
2" x 1½"	50x40	20 x 6	120	55.00
2" x 1¼"	50x32	20 x 6	120	60.00
2" x 1"	50x25	20 x 6	120	62.00



CPU-118

### UNION

Inch	mm	Inner Pack	Box Packing	Rate/pcs
½"	15	38 x 4	152	28.00
¾"	20	50 x 5	250	37.00
1"	25	32 x 5	160	57.00
1¼"	32	20 x 5	100	85.00
1½"	40	15 x 4	60	130.00
2"	50	7 x 3	21	257.00

# CPVC Plain Fitting (AS PER ASTM D-2846)



PLAIN MTA				
Inch	mm	Inner Pack	Box Packing	Rate/pcs
½"	15	100 x 3	300	7.00
¾"	20	100 x 6	600	10.00
1"	25	70 x 5	350	16.00
1¼"	32	35 x 5	175	31.00
1½"	40	28 x 4	112	51.00
2"	50	14 x 4	56	102.00
¾" x ½"	20x15	75 x 3	225	9.75



PLAIN FTA				
Inch	mm	Inner Pack	Box Packing	Rate/pcs
½"	15	100 x 3	300	10.00
¾"	20	80 x 6	480	13.00
1"	25	52 x 5	260	25.00
1¼"	32	30 x 5	150	46.00
1½"	40	25 x 4	100	60.00
2"	50	12 x 4	48	133.00
¾" x ½"	20x15	100 x 2	200	15.00



45° ELBOW				
Inch	mm	Inner Pack	Box Packing	Rate/pcs
½"	15	100 x 4	400	6.00
¾"	20	85 x 6	510	11.00
1"	25	50 x 5	250	19.00
1¼"	32	30 x 5	150	39.00
1½"	40	20 x 4	80	65.00
2"	50	10 x 4	40	142.00



TRANSACTION BUSH				
Inch	mm	Inner Pack	Box Packing	Rate/pcs
¾" x ¾"	20x20	90 x 4	360	6.00
1" x 1"	25x25	75 x 4	300	19.00



CROSS TEE				
Inch	mm	Inner Pack	Box Packing	Rate/pcs
¾"	20	50 x 4	200	21.50
1"	25	22 x 5	110	38.00
1¼"	32	15 x 4	60	63.00



THREAD TANK NIPPLE				
Inch	mm	Inner Pack	Box Packing	Rate/pcs
½"	15	40 x 2	80	38.00
¾"	20	40 x 5	200	41.00
1"	25	30 x 4	120	61.00
1¼"	32	18 x 4	72	96.00
1½"	40	14 x 4	56	125.00
2"	50	10 x 4	40	185.00



END CAP				
Inch	mm	Inner Pack	Box Packing	Rate/pcs
½"	15	100 x 8	800	4.00
¾"	20	100 x 4	400	6.00
1"	25	90 x 6	540	12.00
1¼"	32	60 x 6	360	23.00
1½"	40	35 x 5	175	38.00
2"	50	20 x 4	80	74.00



SOCKET TANK NIPPLE				
Inch	mm	Inner Pack	Box Packing	Rate/pcs
¾"	20	55 x 5	275	28.00
1"	25	30 x 5	150	41.00
1¼"	32	17 x 4	68	88.00



NAIL CLAMP				
Inch	mm	Inner Pack	Box Packing	Rate/pcs
½"	15	100 x 6	600	2.75
¾"	20	100 x 15	1500	3.50
1"	25	100 x 9	900	5.75
1¼"	32	100 x 5	500	7.75
1½"	40	50 x 6	300	10.50
2"	50	50 x 4	200	19.50



STEP OVER BAND				
Inch	mm	Inner Pack	Box Packing	Rate/pcs
½"	15	50 x 4	200	47.00
¾"	20	22 x 5	110	64.00
1"	25	13 x 5	65	88.00



METAL CLAMP				
Inch	mm	Inner Pack	Bag Packing	Rate/pcs
½"	15	100 x 30	3000	4.10
¾"	20	100 x 25	2500	4.80
1"	25	100 x 20	2000	5.30
1¼"	32	100 x 15	1500	6.10
1½"	40	100 x 15	1500	7.00
2"	50	100 x 10	1000	9.25



90° LONG BEND				
Inch	mm	Inner Pack	Box Packing	Rate/pcs
¾"	20	28 x 4	112	47.00
1"	25	20 x 3	60	75.00



SOLVENT TUBE			
Size	Inner Pack	Box Packing	Rate/pcs
25 ML	50 x 12	600	45.00



SOLVENT TIN			
Size	Inner Pack	Box Packing	Rate/pcs
60 ML	24 x 12	288	111.00
120 ML	24 x 6	144	157.00
240 ML	12 x 8	96	268.00

# RPVC

PIPES & FITTINGS



Made of Rigid Polyvinyl Chloride Resin, Waterway RPVC Pipes & Fittings are highly recommended for Residential, Office, Hotel and Commercial Use. They are also used for Drainage Systems at Public Places such as Stations Airports, Hospitals and Theatres.

**Features and Benefits :**

- Excellent Pressure Baring Capacity, Weathering and Abrasion Resistant.
- Lowest calcium Percentage and Highest Grade Chemicals Gives Long Lasting Pipes.
- Excellent Finished and No Scale or Algae Formation.

## RPVC RIGID PIPES

Length - 6mtr.



RPP-301

### PVC GREY RIGID PIPES 6Kg/cm<sup>2</sup>-NON ISI

Inch	mm	Weight	Rate/pcs
1¼"	40	2.000	410.00
1½"	50	2.000	410.00
2"	63	2.900	594.00
2½"	75	4.000	820.00
3"	90	5.300	1086.00
4"	110	6.800(L.W.)	1393.00
		7.200(H.W.)	1475.00

## RPVC RIGID FITTINGS OMEGA



REO-311

### ELBOW

Inch	mm	Box Pack	Rate/pcs
2"	63	125 Pcs	24.00
2½"	75	135 Pcs	30.75
3"	90	85 Pcs	46.50
4"	110	45 Pcs	64.25
5"	140	16 Pcs	174.00
6"	160	13 Pcs	260.00



RCO-313

### COUPLER

Inch	mm	Box Pack	Rate/pcs
2"	63	200 Pcs	20.50
2½"	75	125 Pcs	31.75
3"	90	70 Pcs	41.50
4"	110	80 Pcs	52.00
5"	140	-	-
6"	160	-	-



RTO-312

### TEE

Inch	mm	Box Pack	Rate/pcs
2"	63	90 Pcs	32.00
2½"	75	102 Pcs	44.50
3"	90	61 Pcs	61.00
4"	110	32 Pcs	87.00
5"	140	12 Pcs	236.00
6"	160	8 Pcs	352.00



RNT-314

### NAHANI TRAP

Inch	mm	Box Pack	Rate/pcs
4" x 2½"	110x75	55 Pcs	87.00
4" x 3"	110x90	-	-
4" x 4"	110x110	-	-

NAHANI TRAP WITH 10 MM WATER LEVEL TECHNOLOGY

# SWR

## PIPES & FITTINGS



With a smooth finishing that allows free flow ensuring better performance. WATERWAY SWR Pipes and fittings are highly recommended for residential/office/hotel and commercial use. They are also used for drainage systems at public places such as stations, airports, hospitals and theatres.

### Features and Benefits :

- Various traps and special fittings make the system complete in every respect
- Pipes and fittings are light and easy to handle
- They have very high tensile strength and impact strength making it tough resilient and durable.

NOMINAL OUTSIDE DIAMETER	MEAN OUTSIDE DIAMETER	OUTSIDE DIAMETER AT ANY POINT	WALL THICKNESS TYPE A	WALL THICKNESS TYPE B
mm	Min-Max (mm)	Min-Max (mm)	Min-Max (mm)	Min-Max (mm)
75	75.0-75.3	74.1-75.9	1.8-2.2	3.2-3.8
110	110.0-110.4	108.6-111.4	2.2-2.7	3.2-3.8

NOMINAL OUTSIDE DIAMETER	MEAN OUTSIDE DIAMETER	OUTSIDE DIAMETER AT ANY POINT	WALL THICKNESS
mm	Min-Max (mm)	Min-Max (mm)	Min-Max (mm)
75	75.0-75.3	74.1-75.9	1.8-2.2
110	110.0-110.4	108.6-111.4	2.2-2.7



## SWR Pipes (RING FIT)



### TYPE A - Single Socket (3 MTR)

Inch	mm	Weight	Rate/pcs
2½"	75	1.800	276.00
4"	110	3.200	490.00

SRPSA-221



### TYPE B - Single Socket (3 MTR)

Inch	mm	Weight	Rate/pcs
2½"	75	2.000	307.00
4"	110	3.600	552.00

SRPSB-222

## SWR Fittings (RING FIT)



### BEND 87.5°

Size	Box Pack	Rate/pcs
75 mm	60 Pcs	44.00
110 mm	36 Pcs	91.00

SRB-201



### DOOR BEND 87.5°

Size	Box Pack	Rate/pcs
75 mm	45 Pcs	61.00
110 mm	32 Pcs	119.00

SRDB-202



### COUPLER

Size	Box Pack	Rate/pcs
75 mm	75 Pcs	38.00
110 mm	60 Pcs	65.00

SRC-203



### SINGLE Y

Size	Box Pack	Rate/pcs
75 mm	30 Pcs	91
110 mm	20 Pcs	180

SRY-207



### DOUBLE TEE

Size	Box Pack	Rate/pcs
75 mm	38 Pcs	93.00
110 mm	16 Pcs	177.00

SRFT-209



### REDUCER TEE

Size	Box Pack	Rate/pcs
110 x 75	28 Pcs	116.00

SRRT-211



### VENT COWL

Size	Box Pack	Rate/pcs
75 mm	275 Pcs	16.00
110 mm	220 Pcs	32.00

SRVC-213



### SINGLE TEE

Size	Box Pack	Rate/pcs
75 mm	72 Pcs	64.00
110 mm	24 Pcs	123.00

SRT-204



### DOOR SINGLE TEE

Size	Box Pack	Rate/pcs
75 mm	54 Pcs	81.00
110 mm	24 Pcs	158.00

SRDT-205



### SHOE BEND 45°

Size	Box Pack	Rate/pcs
75 mm	70 Pcs	42.50
110 mm	44 Pcs	81.00

SRSB-206



### DOOR SINGLE Y

Size	Box Pack	Rate/pcs
75 mm	25 Pcs	106
110 mm	16 Pcs	214

SRDY-208



### REDUCER

Size	Box Pack	Rate/pcs
110 x 75	60 Pcs	61.00

SRR-210



### REDUCER DOOR TEE

Size	Box Pack	Rate/pcs
110 x 75	24Pcs	143.00

SRRDT-212



### DOOR CAP

Size	Box Pack	Rate/pcs
75 mm	200 Pcs	18.00
110 mm	150 pcs	24.00

SRDC-214

## SWR Fittings (RING FIT)



### PVC CLAMP

Size	Box Pack	Rate/pcs
75 mm	300 Pcs	13.00
110 mm	500 Pcs	17.50

SRCM-215



### P - TRAP

Size	Box Pack	Rate/pcs
110 x 110	17 Pcs	210.00
110 x 125	17 Pcs	213.00

SRPT-217



### SWR RING (YELLOW)

Size	Box Pack	NET PRICE GST EXTRA Rate/pcs
75 mm	1000 Pcs	2.50
110 mm	500 Pcs	3.50

SRYR-219



### S - TRAP

Size	Box Pack	Rate/pcs
110 x 110	12 Pcs	272.00
110 x 125	12 Pcs	280.00

SRST-216



### Q - TRAP

Size	Box Pack	Rate/pcs
110 x 110	15 Pcs	232.00
110 x 125	15 Pcs	238.00

SRQT-218



# FRP MANHOLE COVER



## FRP MANHOLE COVER



### FRP MANHOLE COVER - 2.5 TON CAPACITY

Size (in Inch)	Size (in mm)	Inner Pack	Outer Pack	Rate/pcs
10 x 10	250 x 250	1	15	430.00
12 x 12	300 x 300	1	12	537.00
15 x 15	375 x 375	1	8	780.00
18 x 18	450 x 450	1	6	1210.00
18 x 24	450 x 600	1	4	1516.00
24 x 24	600 x 600	1	3	2052.00
28 x 28	710 x 710	1	2	3190.00

Colour Available :



# PLASTIC WATER TAPS



Made of Polypropylene and Poly Carbonate Waterway Taps are use for Residential, Offices, Hotel and Commercial Use. Waterway Taps offer a Long-Lasting and Cost Effective Solution for Cold water in Plumbing and Potable water Applications.

#### Features and Benefits :

- Smooth movement and Easy to Install.
- Compact Design and Cost Effective long Working Life.
- Be-Directional Installable and Non Toxic and Lead Free.

# PP - ECO COLLECTION



## SHORT BODY

Size	Inner Pack	Box Packing	Rate/pcs
½"	12 x 20	240	36.00

TPWSB-501



## SWAN NECK

Size	Inner Pack	Box Packing	Rate/pcs
½"	37 x 2	74	140.00

TPWSN-504



## LONG BODY

Size	Inner Pack	Box Packing	Rate/pcs
½"	10 x 20	200	38.00

TPWLB-502



## SINK COCK

Size	Inner Pack	Box Packing	Rate/pcs
½"	42 x 2	84	129.00

TPWSC-505



## PILLAR COCK

Size	Inner Pack	Box Packing	Rate/pcs
½"	1	70	108.00

TPWPC-503



## ANGAL COCK

Size	Inner Pack	Box Packing	Rate/pcs
½"	12 x 20	240	35.00

TPWAC-506

# PC CRYSTAL - ECO COLLECTION



## SHORT BODY

Size	Inner Pack	Box Packing	Rate/pcs
½"	12 x 20	240	51.00

TCYSB-513



## SWAN NECK

Size	Inner Pack	Box Packing	Rate/pcs
½"	37 x 2	74	156.00

TCYSN-516



## LONG BODY

Size	Inner Pack	Box Packing	Rate/pcs
½"	10 x 20	200	53.00

TCYLB-514



## SINK COCK

Size	Inner Pack	Box Packing	Rate/pcs
½"	42 x 2	84	145.00

TCYSC-517



## PILLAR COCK

Size	Inner Pack	Box Packing	Rate/pcs
½"	1	70	124.00

TCYPC-515



## ANGAL COCK

Size	Inner Pack	Box Packing	Rate/pcs
½"	12 x 20	240	50.00

TCYAC-518

## PP FLORA COLLECTION



### SHORT BODY

Size	Inner Pack	Box Packing	Rate/pcs
½"	50 x 4	200	39.00

FCSB-519



### SWAN NECK

Size	Inner Pack	Box Packing	Rate/pcs
½"	18 x 4	72	152.00

FCSN-522



### LONG BODY

Size	Inner Pack	Box Packing	Rate/pcs
½"	40 x 4	160	42.00

FCLB-520



### SINK COCK

Size	Inner Pack	Box Packing	Rate/pcs
½"	20 x 4	80	141.00

FCSC-523



### PILLAR COCK

Size	Inner Pack	Box Packing	Rate/pcs
½"	28 x 4	112	120.00

FCPC-521




### ANGAL COCK

Size	Inner Pack	Box Packing	Rate/pcs
½"	50 x 4	200	37.75

FCAC-524

Flora Collection  
Colour Available :



Single Piece Pouch Packing

**NEW**

## PC CRYSTAL FLORA COLLECTION



### SHORT BODY

Size	Inner Pack	Box Packing	Rate/pcs
½"	50 x 4	200	53.00

FCCSB-525



### SWAN NECK

Size	Inner Pack	Box Packing	Rate/pcs
½"	18 x 4	72	167.00

FCCSN-528



### LONG BODY

Size	Inner Pack	Box Packing	Rate/pcs
½"	40 x 4	160	56.00

FCCLB-526



### SINK COCK

Size	Inner Pack	Box Packing	Rate/pcs
½"	20 x 4	80	156.00

FCCSC-529



### PILLAR COCK

Size	Inner Pack	Box Packing	Rate/pcs
½"	28 x 4	112	135.00

FCCPC-527




### ANGAL COCK

Size	Inner Pack	Box Packing	Rate/pcs
½"	50 x 4	200	51.75

FCCAC-530

Flora Collection  
Colour Available :



Single Piece Pouch Packing

# DISCOUNT (%)



## uPVC

uPVC Plumbing pipe Less	: .....
uPVC Ballvalve Less	: .....
uPVC Brass Fitting Less	: .....
uPVC Plain Fitting Less	: .....
uPVC Solvent Less	: .....
uPVC Metal & Nail Clamp Less	: .....



## cPVC

cPVC Plumbing pipe Less	: .....
cPVC Ballvalve Less	: .....
cPVC Brass Fitting Less	: .....
cPVC Plain Fitting Less	: .....
cPVC Solvent Less	: .....
cPVC Metal & Nail Clamp Less	: .....



## SWR (With Rubber Ring)

SWR Pipe Less	: .....
SWR Fitting Less	: .....
SWR Rubber Ring	: Net Price + GST



## RPVC

RPVC Pipe 6kg Non ISI	: .....
RPVC Fitting (Omega)	: .....



## PLASTIC TAPS

PP Eco Collection	: .....
PC Crystal Eco Collection	: .....
PP Flora Collection	: .....
PC Crystal Flora Collection	: .....



## MANHOLE COVER

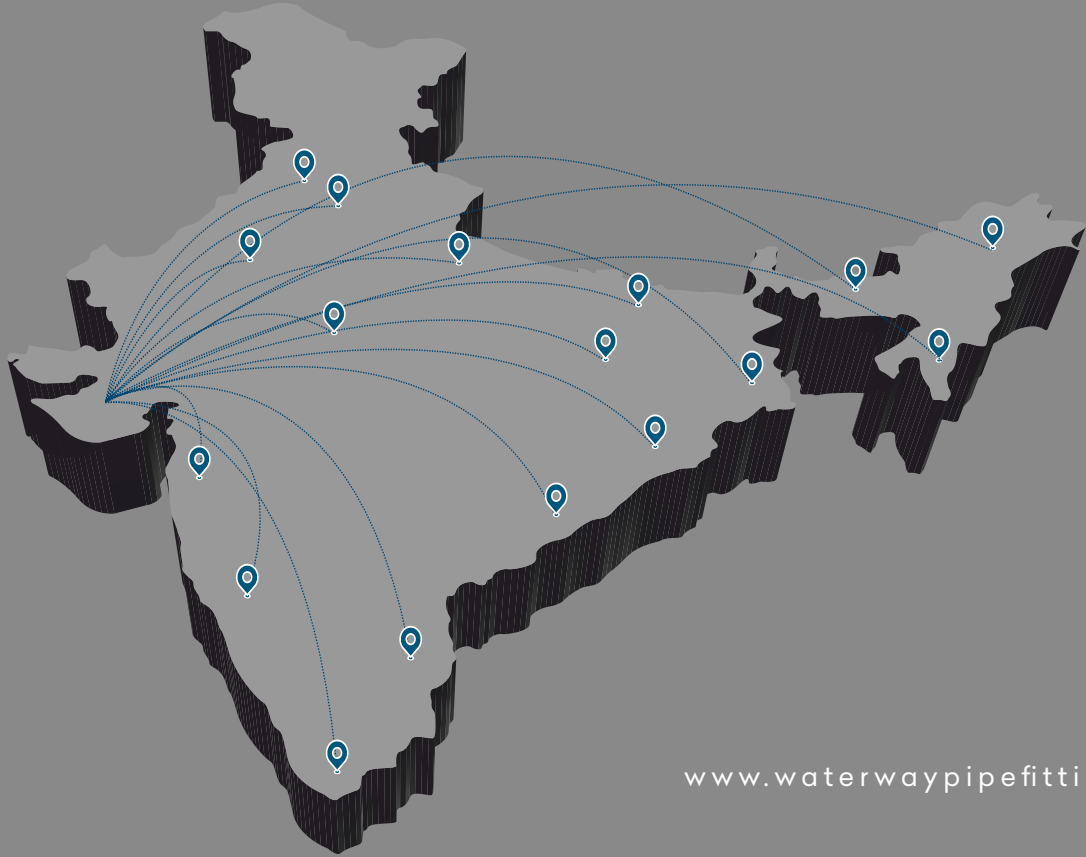
FRP Manhole	: .....
-------------	---------

### TERMS & CONDITIONS :

- GST EXTRA.
- Price Are Ex-Factory Rajkot.
- Terms of Payment Only Advance
- The price are subject to change without any prior notice
- Freight/Transport : extra as actual
- No responsibility for any breakage, damage or loss in transits
- Subject to Rajkot Jurisdiction

# Innovative Plumbing Solution

Hot & Cold Water Plumbing System  
That Lasts for a lifetime!



[www.waterwaypipefitting.com](http://www.waterwaypipefitting.com)



**PRASHANT ENGINEERING**

B/h. Government School, Opp. Ramdevpir Temple,  
Mavdi Village, Rajkot-360004, Gujarat. (INDIA)

+91 98253 32388, +91 90331 92319

[prashantengineering.rajkot@gmail.com](mailto:prashantengineering.rajkot@gmail.com)

