

GREAVES  
ELECTRIC  
MOBILITY

# EVERY GULLY ELECTRIC



INTRODUCING

# PRIMUS



# SPECIFICATIONS

## FEATURES

FRONT SUSPENSION	HYDRAULIC TELESCOPIC
REAR SUSPENSION	DUAL SHOCKER
CONSOLE	LCD
MOBILE BLUETOOTH CONNECTIVITY	YES
ODOMETER	DIGITAL
CLOCK	YES
LOW BATTERY INDICATOR	YES
USB MOBILE CHARGER	YES
STORAGE CAPACITY (LITRES)	22
SIDE STAND SENSOR	YES
HEAD LIGHT	LED
TAIL LIGHT	HALOGEN
TURN INDICATORS	HALOGEN
MOTOR WARRANTY	3Y/30000 KM
BATTERY WARRANTY	3Y/30000 KM
VEHICLE WARRANTY	3Y/30000 KM



# DUAL TONE SHADES

Royal Orange



Havelock Blue



Buck Black



Himalayan White



## OUR FINANCE PARTNERS



paytail ride

TWO WHEELER FINANCE



# SPECIFICATIONS

## PERFORMANCE

TOP SPEED (KMPH)	77
ACCELERATION (0-40KMPH):	4.2 SEC
RANGE (KM/C)	107*

## BATTERY

BATTERY (KWH)	3
BATTERY TYPE	LFP
VOLTAGE (V)	48
FULL CHARGE TIME (HRS)	5
FASTER CHARGING (HRS)	YES (OPTIONAL)

## MOTOR

DRIVE TYPE	PMS MOTOR
DRIVING MODE	ECO   CITY   PWR   REVERSE
MOTOR POWER (watts)	3400/4000

## OTHER SPECIFICATIONS

MAX LOAD (KG)	150
KERB WEIGHT WITH BATTERY (KG)	130
WHEEL SIZE (INCH)	12
WHEEL TYPE	ALLOY
TYRE	TUBELESS
LENGTH (MM)	1910
WIDTH (MM)	705
HEIGHT (MM)	1133
WHEELBASE (MM)	1400
BRAKES (FRONT)	DRUM
BRAKES (REAR)	DRUM
BRAKES TYPE	COMBI BRAKE SYSTEM



\*ARAI CERTIFIED



Dual tone  
matte finish

Reverse  
mode

Smart Digital  
Cluster

Longer  
legroom

Comfortable  
riding posture

Wide  
comfortable  
seats

22 litres  
storage space



## Bluetooth Connectivity



BLUETOOTH  
ENABLED



NAVIGATION  
ASSIST



USB CHARGING  
POINT



REVERSE  
MODE



SIDE STAND  
SENSOR



ROADSIDE  
ASSISTANCE\*

\*Term and Conditions Apply



GREAVES  
ELECTRIC  
MOBILITY

  
AMPERE

# HAR GULLY ELECTRIC



INTRODUCING

**PRIMUS**



**GREAVES  
ELECTRIC  
MOBILITY**

**Take Charge with the new  
Ampere Magnus EX  
Electric Scooter**



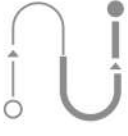
**Now available at an ex-showroom  
price of INR ₹83,900**

Follow us on: [f](#) [i](#) [v](#) [in](#)



# TAKE CHARGE

80-100 km\*  
Range on  
a single  
charge



CAN enabled  
Lithium ion  
Battery



Payload  
150 kg



Charging  
time  
6-7 hours\*



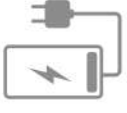
Reverse  
Mode



Speed  
50-55 km/hr\*



CAN  
Enabled  
Charger



High and  
Low Speed  
Mode



Side Stand  
Sensor



## AVAILABLE COLOURS:

- Galactic Grey
- Graphite Black
- Ocean Blue
- Metallic Red
- Glacial White

Follow us on:



10+ FINANCE  
OPTIONS AVAILABLE

Test ride on call:  
(1800) 123 9262



\* As per internal test conditions.



**GREAVES  
ELECTRIC  
MOBILITY**




**ZEAL<sup>EX</sup>**

**OWNER'S MANUAL**



# INTRODUCING YOUR ZEAL EX | OVERVIEW

## VEHICLE AND PARTS DIAGRAM





# INTRODUCING YOUR ZEAL EX | OVERVIEW

## VEHICLE AND PARTS DIAGRAM





## INTRODUCING YOUR ZEAL EX

### MAIN TECHNICAL PARAMETERS AND SPECIFICATIONS

Max Speed	50±3 kmph
Max Loading Capacity	150 Kg
Charge Time	6 to 7 Hrs
Range	120 kms* <small>As per standard testing conditions at ARAI (Indian driving Cycle)</small>
Gradient	13°±2° (Single Rider) & 8°±2° (Double Rider)
Battery	60V, 38.25Ah Advanced Lithium Ion Battery
Charger	60V, 7.5Ah
Motor Power	1200 Watts
Brake	Mechanical Drum -130mm HBS
Suspension	Front-Telescopic, Rear-Coil Spring
Wheel	10 inch
Ground Clearance	145 mm
Wheel Base	1235 mm

Note: All information is subject to change without prior notice.



# AMPERE