

Wall Mounted Boxes




- Range : Size 200 x 200 x 150 to 1200 x 1400 x 400 (W*H*D) in mm
- 41 different variants / Standard sizes
- Upto IP-66 & IK-10 version
- Available in MS Powder Coated & in SS-304 grade stainless steel.
- PU Jointless gasket
- LHS & RHS interchangeability of door
- Available with mounting plate & cable entry plate
- Single & Double door versions

Floor Standing Enclosure



- Available variants of standard panels: Tough-Rugged-Reliable TCE series Enclosure. Complete Modular - TME series enclosure
- Range: 600x1800x400 (WxHxD) in mm through 1200x2200x800 (WxHxD) in mm
- Upto IP 66 degree of protection. IK-10 and CE marked
- Powder coating in RAL-7035 shade followed by PU gasket
- Advanced 3 / 4 point locking mechanism with a swing handle for ease of opening
- Ideal for Automation, Special purpose machines, Control panels & instrumentation enclosures

Compartmentalized Enclosure (MCC / PCC / PMCC)




- A truly modular system to enable you to assemble type tested Switchboard as Single / Double Front Indoor / Outdoor Type options both in **Fixed & Drawout option**
- Internal segregation upto to Form 4b
- Type tested according to new standard IEC 61439-1
- Short circuit withstand strength up to 50 KA for 1 sec
- Absolutely Flexible: Progressive & last minute design changes can be accommodated easily with little or no cost impact
- Mounting Plate adjustable throughout the feeder compartment
- Upto IP-54 class
- Drawout feeder available from 200mm height (2SU) to 800mm height (8SU)

Plugs & Sockets



- 'DS' De-contacts: 5 Pin 16A, 32A, 63A, 125A, 415V : with Integral Switching Device, : IP 65 Protection
- Heavy Duty Metal P&S 'SS' Type: : Power-3/4/5 Pin 30A, 415V : Control - 12 Pin 12A, 415V
- Plastic P&S, 'PS' Type: 3/4/5 Pins 20A/32A, 415V
- Metal Clad P&S 'MP' & 'MS' Type: 3 Pins 20A, 250V & 4Pin 30A, 415V
- Plug & Socket Boxes available with all type of Plug & Sockets in universal & flush mounted

DC & AC Brakes




- DC Shunt Brakes: Size 150mm-800mm & 8"-30" wheel dia : Braking Torque 8kgm-1242kgm
- DC Series Brakes: Size 200mm-600mm & 8"-23" wheel dia : Braking Torque 13.8kgm-555kgm : Half hour & one hour rating
- Fail safe operations
- Brake coil Epoxy filled Class F insulation
- AC Solenoid : Pull type - 25, 31.4 & 40mm stroke length : Continuous & intermittent Duty
- AC Brakes : Brake size 4", 5.5", 7", 250mm : Braking Torque 13.6Nm-147Nm
- Neoprene shock absorber increases life of solenoid

Motor Control Center & Power Control Center




- Techno Modular Design with flexibility in construction, Fixed & withdrawable type in Single front & Double front execution upto form - 4B
- IP-54/55 design suitable for Indoor & Outdoor installation
- Bus Bar Rating up to 6300A with E91E grade Aluminium/ Electrolytic grade Copper Bus Bars
- Type tested for Short Circuit 4000A for 65 KA rms/1sec & up to 5000A for 50 KA rms/ 1sec, as per IS/IEC: 61439-1&2
- Type tested for Temperature rise 800A to 5000A from CPRI Bhopal as per IS/IEC: 61439
- Intelligent motor control center with advanced IMC relays

Limit Switches & Foot Switches




- Limit Switches:**
- Heavy Duty, Mini & Precision ranges of limit switches
 - Conforms to IEC-60947-5-1
 - Rugged & Reliable design
 - Zinc Die Cast body - Heavy & Mini Limit Switch
 - Wide range of operating heads
- Foot Switches:**
- Two & Three Positions
 - 1NO+1NC/2NO+2NC/4NO+4NC contact blocks
 - With & without latch options
 - With 'Guard' & with 'Shield' versions

KRTPN (Pneumatic Timer)



- 30 Sec/60Sec/180Sec
- AC & DC Supply
- PN Type- On Delay, PNI Type- On Delay+Instantaneous, PCN Type- On Delay+Off Delay
- 1NO+1NC/ 2NO+2NC contact blocks
- Completely maintainable i.e. coil, contact blocks and timing head can be replaced
- Special Timer for Railway application

Bus Duct



- Low Voltage, 415V AC (Non segregated phase bus duct), rating up to 4000A TPN - Bus duct (Aluminium & Copper)
- Medium Voltage, 6.6 & 11kV (Segregated phase bus duct), ratings 800A, 2000A, 2500A & 3150A, Bus Duct (Aluminium)
- DC Bus Duct 220V DC, ratings 1250 & 3400A



BCH ELECTRIC LIMITED

Please scan QR to see complete offering



Corporate Office : 1105, New Delhi House, 27, Barakhamba Road, New Delhi - 110 001 Tel. : 91-11-43673100

E-mail : marketing@bchindia.com • www.bchindia.com CIN:U311013WB1965PLC026427

Registered Office : Block 1E, 216, Acharya Jagadish Chandra Bose Road, Kolkata - 700 017

Works 1 : 20/4, Mathura Road, Faridabad - 121 006 (Haryana) Tel. : 0129-4063000/4293000 Fax : 0129-2304024

Works 2 : 64-68, Sector-7, IIE, Pant Nagar, Rudrapur, Udham Singh Nagar - 263 153 (Uttarakhand) Tel. : 05944-250214/16 Fax : 05944-250215

Sales Offices :

Ahmedabad Tel. : 079-26589719	Bengaluru Tel. : 080-41144879 / 22236759	Bhubaneswar Tel. : 0674-2380988	Chandigarh (Panchkula) Tel. : 0172-5078957/5049905	Chennai Tel. : 044-24337046	Coimbatore Tel. : 0422-2305311	Dehradun Tel. : 8059462039
Delhi 1 Tel. : 011-43518200	Delhi 2 Tel. : 011-45720334	Hyderabad Tel. : 040-66206263/27890306	Indore Tel. : 0731-2510011	Jaipur Tel. : 0141-2363521	Jamshedpur Tel. : 0657-2321097	Kolkata Tel. : 033-22871728
Lucknow Tel. : 0522-4025597	Ludhiana Tel. : 0161-5021807	Mumbai Tel. : 022-22822947	Pune Tel. : 020-41210002	Raipur Tel. : 0771-4020213	Trichy Tel. : 0431-4040497	Vadodara Tel. : 0265-2345068
						Export Email: exports@bchindia.com

Product range 1/yr/100/August, 2022



BCH ELECTRIC LIMITED



Motor Starters & Submersible Pump Starters
Switchgear & Controlgear | Power Controls | Reactive Power Management | Enclosures
Brake & Crane Controls | Automation | Wires & Cables | Custom Build Products



AC Contactors

DC Mill Duty Contactors

Motor Starters & Submersible Pump Starters

Ultra Power range of 3 Pole & 4 Pole ACBs

MCB (Miniature Circuit Breaker) & RCCB

LT Power Capacitors - Cylindrical & Box Type

Plug in Relays



Freedom 3 pole & 4 pole

- 3P range : 6A to 1200A AC3 (3 Pole)
- 4P range : 20A to 400A AC1 (4 Pole)
- Conforms to IS/IEC 60947-4-1
- High Electrical & Mechanical life
- No deration up to 60°C (AC3 duty)

Citation series 3 pole

- Range: 32A to 150A AC3 (3 Pole)
- Conforms to IS/IEC 60947-4-1
- Wide terminal space for reliable & durable termination

Capacitor Switching Contactor

- Range: 5kVAR to 60kVAR
- With De-latching mechanism

- Range : 50A-600A at 600VDC
- Ready to use mechanically inter locked versions
- Normally closed versions available
- Hold on coil for time delay
- Mechanical life : 20 million operations
- Electrical life : 1 million operations

- DOL Starters - range upto 40HP
- Star-Delta Starters - range upto 375HP
- 3-Ph Submersible Pump Starters range
 - » DOL upto 40A relay range
 - » Star-Delta upto 135A relay range
- 1-Ph Submersible Pump Starters - upto 32A relay range
- Oil Immersed DOL & Star Delta Starters
- Mini Manual Starters, 1-ph DOL, Auto start DOL
- Fully-Automatic & Semi-Automatic Starters available
- Protects motor from phase failure, phase reversal and phase imbalance
- Conforms to standard IEC 60947-4-1

- Range: 800A to 6300A in 3 frames
- Complete range conforms to IS/IEC 60947-2
- Manually & Electrically operated, Fixed/Draw-out versions
- Icu=Ics=Icw for 1 sec for total selectivity
- Common Height & Depth across the complete range
- High mechanical and electrical operating life
- Neutral pole is 100% rated
- In-built Electrical & Mechanical Anti-pumping
- Modular & snap-fit accessories
- RoHS Compliant

- Rating: 0.5A to 63A
- Poles: 1P/SPN/2P/3P/TPN/4P
- Tripping Curve B & C
- Conforms to IS/IEC-60898-1 (6A - 63A) & IS/IEC60947-2 (0.5 - 5A)
- IP 20 Degree protection (Finger Proofed terminals)
- Breaking Capacity 10kA
- Terminal Capacity 35 sq. mm (Cu)
- **BCH RCCBs** are available in three ratings: 25A, 40A & 63A (2 Pole & 4 Pole)
- Each rating having sensitivity setting of 30mA, 100mA, 300mA

- Range: 1 kVAR to 25 kVAR
- MPP Cylindrical type - Normal & Heavy Duty
- MPP Box type-Normal & Heavy Duty
- APP Box type-Single layer, Heavy Duty
- SHDLL Box type-Super Heavy Duty (5 yrs. warranty)
- Rated Voltage (Vn): 440V/ 480V/525V
- Frequency : 50 (+/- 3%) Hz
- Insulation Voltage : 3kV AC
- Rated Temperature : 50° C

ARP series Plug in Relay

- 2 & 3 Changeover Universal relays-10Amp
- 4 & 2 Changeover Miniature relays -6Amp, 12Amp
- 12/24/48/110 VDC Coil Voltage
- 12/24/48/110/230 VAC Coil Voltage
- Mechanical indicators and test/latch button

ASP series Plug in Relay

- 2 & 3 Changeover Universal relays-10Amp/5Amp
- 2 & 4 Changeover Miniature relays -5Amp
- 12/24/48/110 VDC Coil Voltage
- 12/24/48/110/230 VAC Coil Voltage

4 Pole & 2 Pole Contactors

Overload Relays

Motor Protection Circuit Breaker (MPCB)

Mega Power range of 3 Pole & 4 Pole ACBs

MCB Distribution Boxes

Automatic Power Factor Controllers (APFC Relays)

Sensors



- 4 Pole Contactor ratings 12, 16, 20, 25, 32, & 40A
- 2 Pole Contactor ratings 12, 16, 20, 25, 32, & 40A
- Conforms to IEC60947-4-1
- Electrical endurance (AC3) : 1 Million Operations
- Encapsulated Coil for high withstand capacity
- Compact & Robust construction using high grade moulding
- Weld resistant Silver Alloy contacts
- Wide Band Coil options available
- Spare Coil and spare Contact Kit available

Citation series

- Wide range: 0.195A to 600A
- Built in single phasing protection
- Ambient temperature compensated
- Direct mounting & Separate mounting options
- Class10A

Freedom series

- Range: 0.1A to 80A
- Built in Single Phasing Protection
- Ambient temperature compensated
- Class-10A
- Direct & Separate mounting option

Available in three models (MS, MPE & MPH Series)

- Range: 0.1A to 32A
- Conforms to IEC 60947-4, IEC 60947-2
- Mechanical & Electrical Endurance : 1 lakh operations
- Side mounting & top mounting aux. contacts
- UV & Shunt release
- Clear trip indication
- Rotary Handle option in MPH range

- Range: 800A to 6300A
- Complete range conforms to IS/IEC 60947-2
- Manually & Electrically operated, Fixed/Draw-out versions
- Icu=Ics=Icw for 1 sec for total selectivity
- Common Height & Depth across the complete range
- High mechanical and electrical operating life
- Neutral pole is 100% rated
- In-built Electrical & Mechanical Anti-pumping
- Protection through Microprocessor releases (BR18G) & Thermo Magnetic release (BN1)
- Self diagnostic Microprocessor based Releases with on-load testing through TEST button
- Protection Releases conform to EMI / EMC standards

- Single Door & Double Door SPN Distribution Boxes
- HTPN Single Door & Double Door Distribution Boxes
- VTPN Double Door Distribution Boxes with MCB Incomer & MCCB Incomer
- Double Door Row Distribution Boxes
- 7 Segment Phase Segregated Double Door Distribution Boxes
- Phase Selector Double Door Distribution Boxes
- Plug & Socket Distribution Boxes
- SP, DP, TP & FP MCB Boxes

RG - T series:

- » 1 Phase Single CT version for balanced loads
- » 6, 8, 12 steps

RG3 - T series:

- » 3 phase, 3CT version for unbalanced loads
- » 8,12 steps
- Connecting single phase & 3-phase capacitors
- Compensation of each phase
- Measures : A, V, cos-Ø, total W, Total VAR, total VA, total KWh, total KVARh

Inductive Proximity Sensors

- Diameter - 4mm to 80mm
- Sensing distance 0.8mm to 40mm
- Flush & Non Flush Version
- AC 2 Wire DC 2, 3 & 4 Wire versions

Capacitive Proximity

- Sensing distance up to 25mm
- AC 2 Wire & DC 3 Wire & 4 Wire version
- Sensitivity adjustment through multi turn potentiometer

Photo Electric

- Cylindrical and rectangular type
- Diffuse reflective, Retro reflective & thru beam
- Emitter-Receiver
- Sensing range: 50mm to 10mtr, AC & DC version

Definite Purpose Contactors

Electronic Overcurrent Relay (EOCR)

Solid State Relay (SSR)

Moulded Case Circuit Breakers 3P & 4P

Submersible Flat Cable & Wires

Motors

Electronic Timers



- 20A to 40A
- 1Pole & 2Pole
- Quick connector terminals
- Wide band coil option
- Specially designed for air conditioning & refrigeration applications

- Rating: 0.5 to 400 Amp (up to 60A with built in CT)
- Microprocessor control
- Ammeter function through LED/Digital display
- Trip Class 10, 10A, 20 & 30
- Low power consumption
- High accuracy
- Din rail mounting/Panel mounting
- Selectable definite & indefinite time -current characteristics
- Ambience insensitive
- Low inventory

- Range: 12A to 125A
- Single phase and three phase SSR
- Slim SSR range (22.5mm) with current monitoring & temperature controller PID
- Input voltage 3V to 32VDC (Other voltages on request)
- High switching frequency and longer life
- Reliable and quite operation
- Compact size
- Low level output control possible without interfacing

- 3P range: 10A-1250A
- 4P range: 20A-1250A
- Breaking Capacity : 10kA to 50kA
- Tested & Certified as per IS/IEC-60947-2
- Ics=100%, 75% & 50% of Icu
- Available in Thermal Magnetic (Fixed & Variable) and Microprocessor based (LSI & LSIg)
- Suitable for Isolation
- Line load interchangeability
- Double insulation

Wire & Cables

3 Core Flat Cable

- Range 1.0-95sq mm
- Conforming to IS 694:2010
- Thick sheathed PVC / XLPE Insulated type cables available

Single & Multicore PVC cables

- Single core range : 0.50-300 sq mm
- Conforming to IS 694:2010
- Special PVC formulation for stress free insulation to ensure long life

FR & FRLSH Cables

- Range : 0.50-50 sq mm
- Superior flame retardant characteristics

We use 99.98% pure ETP copper conductor with 101% Conductivity.

- IE2, IE3 & IE4 efficiency motors
- 0.12 KW to 315 KW
- 2P, 4P, 6P & 8P
- Inverter duty Motors
- Crane & Hoist application Motors
- Brake Motors
- Multi speed Motors
- Cooling Tower
- Oil immersed Motors
- Ginning Motors

Timer Category

- » On Delay
- » Off Delay
- » Cyclic
- » Multifunction
- » Star Delta

- Timing range from 0.1 Sec to 10.0 Hours
- Widest Voltage range
- Large Calibrated dial for easy & accurate time setting
- Surface mounting & DIN rail mounting
- Special version Encapsulated timer for compressor /Pump application

'AC/DC Drive & Soft Starter'
Please contact nearest Branch